


# HOW TO ZERO TPS YOUR AiM ECUs

## STEP 1

Push the kill switch and briefly push the start button.



## STEP 2

The TPS light should now start flashing.



## STEP 3

Twist the throttle twice.



## STEP 4

Push the kill switch again.


PUSH THE KILL SWITCH  
AGAIN



## STEP 5


The TPS light should start flashing again.

START FLASHING  
AGAIN




## STEP 6

Push the kill switch while fully twisting the throttle.



## STEP 7

The light should now stop flashing  
indicating the process is done.



**BIKE IS READY!**